

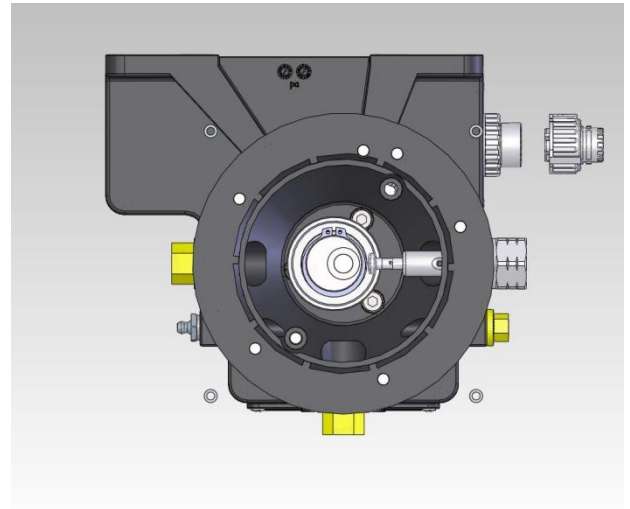
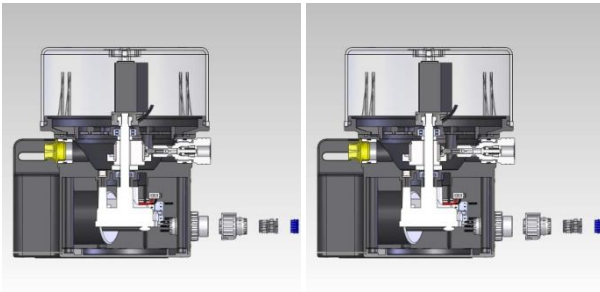
ELECTRIC PUMPS

GREASE (ILC-MAX-G)
OR OIL (ILC-MAX-O)

APPLICATIONS

Ideally suitable for the automatic grease lubrication of all types of industrial machines and as a chassis lubrication pump for trucks, trailers, buses, construction and mechanical handling vehicles.

In conjunction with ILC DPA, DPM or DPX progressive deviders, more than three hundred greasing points can be automatically centralized from just a single grease pump.



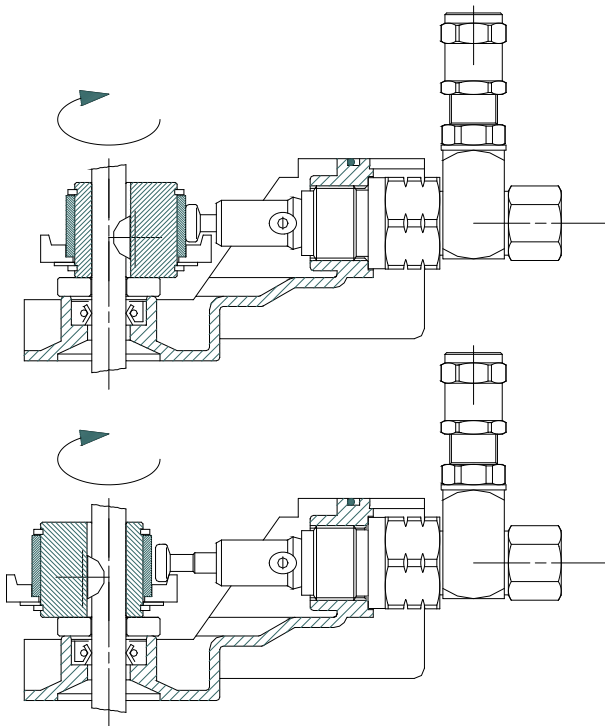
OPERATION

The pumps are designed for intermittent or continuous operation to provide regular pre-programmed lubrication cycles as required for the various applications.

A direct-mounted electric geared motor drives an internal rotating cam, which can actuate up to three externally mounted pump elements.

Every pumping element has a relief valve to protect the system against over-pressure.

To have a bigger discharge it is possible to collect the three outlets from the pumping elements together in a single tube.



PRO-016-3-Nfed

Subject to modifications

ELECTRIC PUMPS

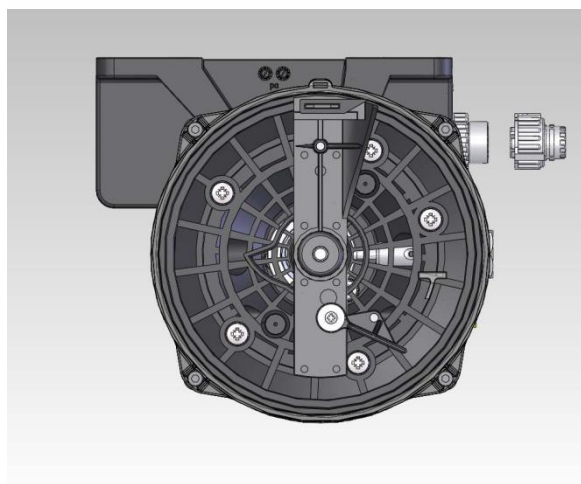
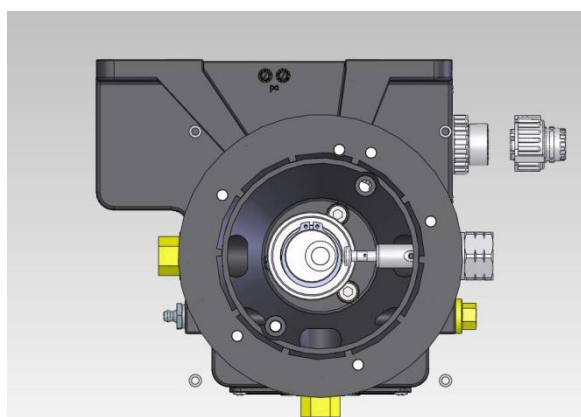
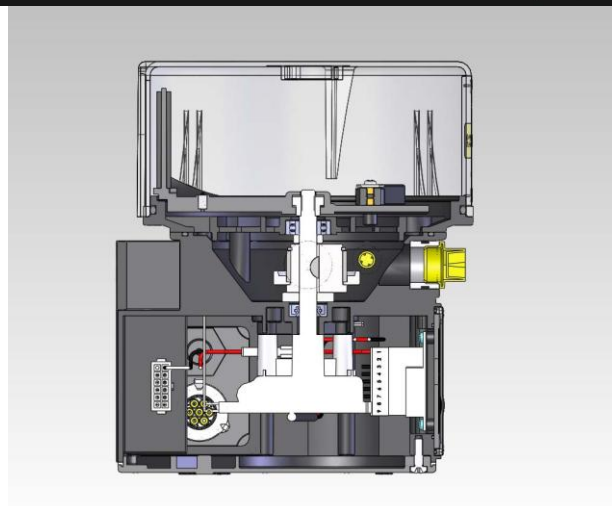
GREASE (ILC-MAX-G)

OR OIL (ILC-MAX-O)

The transparent reservoir has 2 KG, 4 KG or 8 KG capacity and metallic reservoir has 5 KG.

The pumps can attain a maximum recommended operating pressure of 250 bar per outlet and will deliver up to 2.88 cc/minute per outlet.

The internal drive shaft is coupled to a specially formed stirring paddle in the reservoir of the pump unit which ensures continuous priming of the pump element inlets, even with grease up to NLGI No. 2 consistency at ambient temperature down to -20 °C



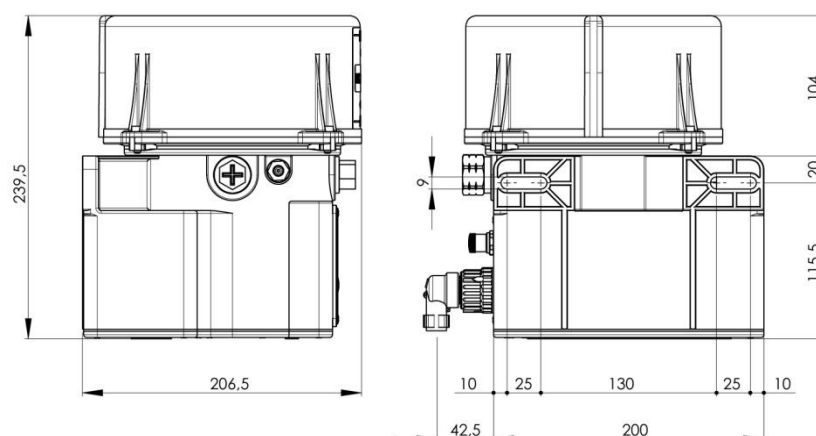
The gear motor is protected by means of an IP-56 protection degree covering (NYLON PA6 +30% FIBERGLASS). The seal is guaranteed from well-mounted "o"-ring.

The pumps can have an integrated electronic control timer built into the covering. The timer can be pre-programmed to automatically operate the pump with variable "working time" and "pause times".

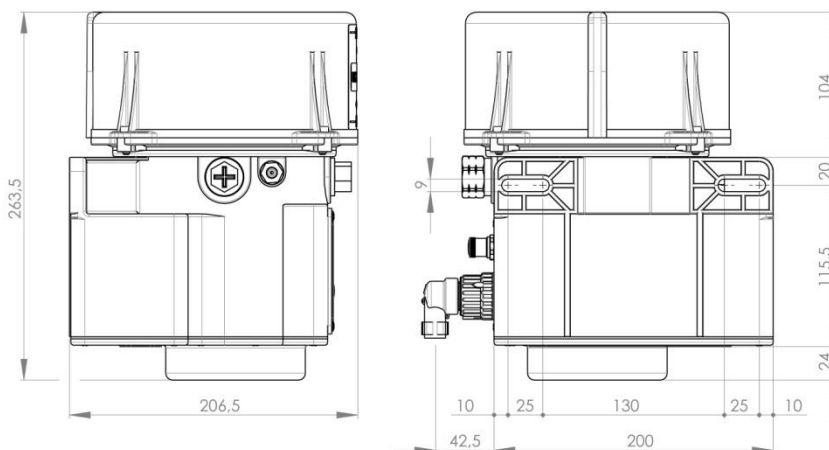
PRO-016-4-Nfed

Subject to modifications

GREASE ELECTRIC PUMP ILC-MAX-G 2 (12/24 V DC – 24 V AC)



GREASE ELECTRIC PUMP ILC-MAX-G 2 (115/230 V AC)



TECHNICAL DATA

| | |
|--|---|
| NUMBER OF OUTLETS | FROM 1 TO 3 |
| DISCHARGE/ROPE WITH FIXED PUMPING ELEMENT | 0.16 CC |
| DISCHARGE/ROPE WITH ADJUSTABLE PUMPING ELEMENT | 0.01 – 0.16 CC |
| RPM | 18 |
| DISCHARGE/MIN WITH FIXED PUMPING ELEMENT | 2.88 CC |
| DISCHARGE/MIN WITH ADJUSTABLE PUMPING ELEMENT | 0.18 – 2.88 CC |
| SUITABLE LUBRICANTS | GREASE UP TO NLGI NO. 2 CONSISTENCY |
| MAX. OPERATING PRESSURE | 275 BAR (3993 PSI) ±10% |
| RESERVOIR CAPACITY | 2 KG - PLASTIC |
| TEMPERATURE | FROM - 20 °C TO + 80 °C |
| OUTLET CONNECTION | 1 / 4" G |
| LOW LEVEL SWITCH | 1 A 140 V AC – 200 V DC 10 W NO - Contact opens when reservoir is empty |
| RPM CONTROL | 1 A 140 V AC – 200 V DC 10 W NO – Contact closes at every rotation |

PRO-016-5-Nfed

Subject to modifications

U:\Algemeen\TECHINFO PDF\ILC PRO\ilc-max_2 kg reservoir_eng.docx

40.2.24AC.FST.G

| | |
|---|--|
| RESERVOIR 2 = 2 Kg transparent 4 = 4 Kg transparent 8 = 8 Kg transparent 5 = 5 Kg metallic | |
| TENSION 12DC = 12 V DC 24DC = 24 V DC 24AC = 24 V AC 115V = 115 V AC 230V = 230 V AC | |
| PUMPING ELEMENT F = fixed discharge R = adjustable discharge | |
| TIMER CT = with timer ST = without timer | |
| LUBRICANT G = grease O = oil | |

All the pumps are equipped with **lubricant low level switch** and grease pumps (not oil ones) with 2, 4 and 8 kg reservoir are equipped with **electrical control of motor rotation**.

Models with timer are equipped with 7-poles TYCO connector and 4-poles M12x1 one; **models without timer** are equipped with only 7-poles TYCO connector.

PUMP MOUNTING

Pumps must be secured in a vertical position by two bolts, nuts and washers through integrated mounting bracket of pump body

PRO-016-2-Nfed

Subject to modifications